

Special Education Local Plan Area (SELPA) Local Plan

SELPA

Fiscal Year

LOCAL PLAN
Attachments
SPECIAL EDUCATION LOCAL PLAN AREA



California Department of Education





















Special Education Division

January 2020

SELPA: Fiscal Year: **Attachment I—Local Educational Agency Listing****Participating Local Educational Agency Identification**































Enter the California Department of Education (CDE) issued county/district/school code (CDS) and the full name for each local educational agency (LEA) participating in the local plan. The LEA names will automatically populate the remaining attachments. Pursuant to California *Education Code (EC)* sections 56205(a)(12)(D)(iii) and 56195.1(b) and (c). Special Education Local Plan Areas (SELPAs) with one or more LEAs, or those who join with the county office of education (COE) to submit a local plan to the CDE for consideration of approval must include copies of joint powers agreements or contractual agreements, as appropriate.

Users may remove all entries in each Attachment template (I through VI) by selecting the "Reset" button below. Similarly, users may add, or remove table rows by selecting the "plus" or "minus" buttons bellow. Actions taken here will be automatically repeated for each table included herein.

Add or Delete Row	List Number	CDS CODE	LEA
 	1	3369777	Alvord Unified School District
 	2	3366985	Banning Unified School District
 	3	3366993	Beaumont Unified School District
 	4	3373676	Coachella Valley Unified School District
 	5	3367041	Desert Center Unified School District
 	6	3367058	Desert Sands Unified School District
 	7	128439	Empire Springs Charter School
 	8	128421	Harbor Springs Charter School
 	9	3367082	Hemet Unified School District
 	10	3367090	Jurupa Unified School District

Attachment I

SELPA: Fiscal Year:

Add or Delete Row	List Number	CDS CODE	LEA
 	11	3375176	Lake Elsinore Unified School District
 	12	125237	Leadership Military Academy
 	13	3367116	Menifee Union Elementary School District
 	14	3375200	Murrieta Valley Unified School District
 	15	3367157	Nuview Union Elementary School District
 	16	3367173	Palm Springs Unified School District
 	17	3367181	Palo Verde Unified School District
 	18	3367199	Perris Elementary School District
 	19	3367207	Perris Union High School District
 	20	126821	River Springs Charter School
 	21	3310330	Riverside County Office of Education
 	22	3367231	Romoland Elementary School District
 	23	3367249	San Jacinto Unified School District
 	24	109843	Santa Rosa Academy Charter School
 	25	3375242	Val Verde Unified School District

—Projected Special Education Revenue by Local Educational Agency

educational agency (LEA) participating in the local plan, enter the projected special education revenue funding sources allowed by the Individuals with IDEA). Information included in this table must be consistent with revenues identified in Section D, Table 1.

LEA	Assembly Bill (AB) 602 State Aid	AB 602 Property Tax	Federal IDEA Part C	Federal IDEA Part B	State Infant/Toddler	State Preschool	State Mental Health	Federal Mental Health
School District	\$2,943,889	\$0	\$0	\$3,162,594	\$0	\$0	\$1,117,905	\$111,330
ed School District	\$2,556,673	\$0	\$0	\$885,820	\$0	\$0	\$274,473	\$13,702
ified School District	\$5,047,162	\$0	\$0	\$2,108,710	\$0	\$0	\$682,306	\$79,556
ey Unified School District	\$5,699,876	\$0	\$0	\$2,938,409	\$0	\$0	\$1,071,545	\$534
Unified School District	\$14,632	\$0	\$0	\$5,184	\$0	\$0	\$1,642	\$0
Unified School District	13,967,394	\$0	\$0	\$4,335,731	\$0	\$0	\$1,712,411	\$207,549
s Charter School	\$801,660	\$0	\$0	\$218,951	\$0	\$0	\$83,140	\$0
s Charter School	\$110,657	\$0	\$0	\$40,783	\$0	\$0	\$15,858	\$0
School District	11,603,116	\$0	\$0	\$4,417,610	\$0	\$0	\$1,347,197	\$70,690
l School District	\$5,892,659	\$0	\$0	\$3,143,341	\$0	\$0	\$1,174,208	\$132,723
Unified School District	10,888,890	\$0	\$0	\$3,828,343	\$0	\$0	\$1,289,166	\$117,342
Totals:	111,587,608	39,819,655	\$162,285	47,077,439	\$2,028,745	\$0	16,473,851	\$1,955,842

LEA	Assembly Bill (AB) 602 State Aid	AB 602 Property Tax	Federal IDEA Part C	Federal IDEA Part B	State Infant/Toddler	State Preschool	State Mental Health	Federal Mental Health
Military Academy	\$140,154	\$0	\$0	\$66,101	\$0	\$0	\$21,927	\$0
Elementary School District	\$4,278,620	\$0	\$0	\$1,950,713	\$0	\$0	\$661,873	\$27,104
Unified School District	13,367,416	\$0	\$0	\$5,021,135	\$0	\$0	\$1,439,369	\$203,488
Elementary School District	\$612,774	\$0	\$0	\$246,898	\$0	\$0	\$136,271	\$28,416
Unified School District	12,307,919	\$0	\$0	\$3,538,509	\$0	\$0	\$1,359,003	\$311,128
Unified School District	\$1,890,932	\$0	\$0	\$547,756	\$123,902	\$0	\$249,478	\$22,095
Elementary School District	(\$855,139)	\$0	\$0	\$822,286	\$0	\$0	\$341,563	\$0
High School District	\$3,150,876	\$0	\$0	\$1,909,138	\$0	\$0	\$652,017	\$341,457
Charter School	\$3,664,490	\$0	\$0	\$1,270,330	\$0	\$0	\$426,468	\$13,702
County Office of Education	(\$5,426,485)	39,819,655	\$162,285	\$495,773	\$1,904,843	\$0	\$113,246	\$37,528
Elementary School District	\$1,486,362	\$0	\$0	\$758,048	\$0	\$0	\$257,677	\$54,589
Unified School District	\$5,770,722	\$0	\$0	\$2,065,939	\$0	\$0	\$713,549	\$42,815
Academy Charter School	\$853,583	\$0	\$0	\$120,448	\$0	\$0	\$99,216	\$0
Totals:	111,587,608	39,819,655	\$162,285	47,077,439	\$2,028,745	\$0	16,473,851	\$1,955,842

LEA	Assembly Bill (AB) 602 State Aid	AB 602 Property Tax	Federal IDEA Part C	Federal IDEA Part B	State Infant/Toddler	State Preschool	State Mental Health	Federal Mental Health
Unified School District	10,818,776	\$0	\$0	\$3,178,889	\$0	\$0	\$1,232,343	\$140,094
Totals:	111,587,608	39,819,655	\$162,285	47,077,439	\$2,028,745	\$0	16,473,851	\$1,955,842
Totals:	111,587,608	39,819,655	\$162,285	47,077,439	\$2,028,745	\$0	16,473,851	\$1,955,842
Totals:	111,587,608	39,819,655	\$162,285	47,077,439	\$2,028,745	\$0	16,473,851	\$1,955,842
Totals:	111,587,608	39,819,655	\$162,285	47,077,439	\$2,028,745	\$0	16,473,851	\$1,955,842
Totals:	111,587,608	39,819,655	\$162,285	47,077,439	\$2,028,745	\$0	16,473,851	\$1,955,842
Totals:	111,587,608	39,819,655	\$162,285	47,077,439	\$2,028,745	\$0	16,473,851	\$1,955,842
Totals:	111,587,608	39,819,655	\$162,285	47,077,439	\$2,028,745	\$0	16,473,851	\$1,955,842
Totals:	111,587,608	39,819,655	\$162,285	47,077,439	\$2,028,745	\$0	16,473,851	\$1,955,842
Totals:	111,587,608	39,819,655	\$162,285	47,077,439	\$2,028,745	\$0	16,473,851	\$1,955,842
Totals:	111,587,608	39,819,655	\$162,285	47,077,439	\$2,028,745	\$0	16,473,851	\$1,955,842
Totals:	111,587,608	39,819,655	\$162,285	47,077,439	\$2,028,745	\$0	16,473,851	\$1,955,842

—Projected Expenditures by Object Code by Local Educational Agency

educational agency (LEA) participating in the local plan, enter the projected special education expenditures by LEA and object code as allowed by the included in this table must be consistent with expenditures identified in Section D, Tables 2.

LEA	1000 Certificated Salaries	2000 Classified Salaries	3000 Employee Benefits	4000 Supplies	5000 Services and Operations	6000 Capital Outlay	7000 Other Outgo and Financing	Subtotal
School District	15,465,466	\$5,327,017	\$9,310,771	\$481,923	\$6,573,377	\$0	\$1,371,261	38,529,815
ed School District	\$3,352,326	\$2,012,353	\$3,068,258	\$111,620	\$991,389		\$646,402	10,182,348
ified School District	\$7,804,750	\$4,904,605	\$5,878,577	\$216,362	\$2,827,036	\$50000	\$1,446,998	23,128,328
ey Unified School District	14,582,690	\$9,208,211	13,932,143	\$661,968	\$3,324,228	\$0	\$55995	41,765,235
Unified School District	\$9726	\$0	\$2004	\$6576	\$3795	\$0	\$0	\$22101
Unified School District	22,767,467	15,416,455	20,124,196	\$634,985	\$2,010,002	\$324,000	\$310,563	61,587,668
s Charter School	\$345,814	\$81240	\$111,083	\$18213	\$868,580	\$0	\$0	\$1,424,930
s Charter School	\$29909	\$0	\$5474	\$2575	\$204,882	\$0	\$0	\$242,840
School District	20,421,859	11,281,601	11,272,827	\$282,882	\$6,605,604	\$40000	\$262,340	50,167,113
l School District	15,022,340	\$6,382,651	\$8,290,329	\$308,780	\$7,061,288	\$16000	\$0	37,081,388
Unified School District	18,210,529	10,785,108	13,136,191	\$772,979	\$3,351,102	\$0	\$75040	46,330,949
ilitary Academy	\$272,733	\$0	\$82349	\$40307	\$15599	\$0	\$0	\$410,988

LEA	1000 Certificated Salaries	2000 Classified Salaries	3000 Employee Benefits	4000 Supplies	5000 Services and Operations	6000 Capital Outlay	7000 Other Outgo and Financing	Subtotal
Elementary School District	\$8,618,298	\$5,081,772	\$4,609,131	\$155,275	\$1,344,156	\$0	\$134,184	19,942,816
y Unified School District	21,343,646	14,868,442	14,430,545	\$373,725	\$3,053,392	\$0	\$87571	54,157,321
Elementary School District	\$969,798	\$486,927	\$523,274	\$25685	\$312,799	\$0	\$22640	\$2,341,123
Unified School District	19,924,745	10,057,454	14,175,044	\$439,637	\$6,871,920	\$0	\$70226	51,539,026
Unified School District	\$2,163,214	\$1,541,880	\$2,154,701	\$53567	\$84906	\$0	\$0	\$5,998,268
tary School District	\$3,639,182	\$823,826	\$1,829,193	\$144,084	\$1,232,730	\$0	\$79254	\$7,748,269
igh School District	\$8,814,835	\$4,531,940	\$5,925,169	\$111,724	\$3,784,394	\$0	\$1,069,107	24,237,169
Charter School	\$3,936,875	\$912,240	\$2,323,815	\$68508	\$2,671,337	\$0	\$0	\$9,912,775
nty Office of Education	16,089,710	11,590,981	13,052,585	\$722,646	\$5,383,424	\$66975	\$3,959,130	50,865,451
mentary School District	\$3,184,700	\$1,343,968	\$1,885,137	\$287,216	\$1,008,031	\$0	\$437,593	\$8,146,645
unified School District	10,133,548	\$4,348,339	\$6,142,281	\$253,088	\$3,197,581	\$0	\$0	24,074,837
cademy Charter School	\$511,446	\$127,265	\$177,825	\$2900	\$20220	\$0	\$65653	\$905,309
ified School District	15,297,724	\$6,810,912	\$8,817,604	\$249,192	\$3,911,321	\$5900	\$105,215	35,197,868
Totals:	232,913,330	127,925,187	161,260,506	\$6,426,417	66,713,093	\$502,875	10,199,172	605,940,580

—Projected Revenue by Federal, State, and Local Funding Source by Local Educational Agency

educational agency (LEA) participating in the local plan, enter the projected special education expenditures allowed by each funding source. Information be consistent with revenues identified in Section D, Table 3.

LEA	Federal Revenue	Percent of Total Federal Revenue	State Revenue	Percent of Total State Revenue	Local Revenue	Total Federal and State Fundings
School District	\$3,273,924	6.65%	\$4,061,794	2.39%	28,601,339	\$7,335,718
ed School District	\$899,522	1.83%	\$2,831,146	1.67%	\$4,982,042	\$3,730,668
ified School District	\$2,188,266	4.45%	\$5,729,468	3.37%	15,046,871	\$7,917,734
ey Unified School District	\$2,938,943	5.97%	\$6,771,421	3.99%	27,990,602	\$9,710,364
Unified School District	\$5,184	0.01%	\$16,274	0.01%	\$0	\$21,458
Unified School District	\$4,543,280	9.24%	15,679,805	9.23%	28,594,189	20,223,085
s Charter School	\$218,951	0.45%	\$884,800	0.52%	\$458,725	\$1,103,751
s Charter School	\$40,783	0.08%	\$126,515	0.07%	\$19,202	\$167,298
School District	\$4,488,300	9.12%	12,950,313	7.62%	28,899,940	17,438,613
l School District	\$3,276,064	6.66%	\$7,066,867	4.16%	24,727,878	10,342,931
Unified School District	\$3,945,685	8.02%	12,178,056	7.17%	26,239,230	16,123,741
Totals:	49,195,566	100.00%	169,909,859	100.00%	313,131,373	219,105,425

LEA	Federal Revenue	Percent of Total Federal Revenue	State Revenue	Percent of Total State Revenue	Local Revenue	Total Federal and State Fundings
Military Academy	\$66,101	0.13%	\$162,081	0.10%	\$0	\$228,182
Elementary School District	\$1,977,817	4.02%	\$4,940,493	2.91%	12,311,088	\$6,918,310
Unified School District	\$5,224,623	10.62%	14,806,785	8.71%	29,971,554	20,031,408
Elementary School District	\$275,314	0.56%	\$749,045	0.44%	\$1,100,000	\$1,024,359
Unified School District	\$3,849,637	7.83%	13,666,922	8.04%	21,028,317	17,516,559
Unified School District	\$569,851	1.16%	\$2,264,312	1.33%	\$3,155,452	\$2,834,163
Elementary School District	\$822,286	1.67%	(\$513,576)	-0.30%	\$7,475,449	\$308,710
High School District	\$2,250,595	4.57%	\$3,802,893	2.24%	14,784,499	\$6,053,488
Charter School	\$1,284,032	2.61%	\$4,090,958	2.41%	\$0	\$5,374,990
County Office of Education	\$695,586	1.41%	36,411,259	21.43%	\$284,393	37,106,845
Elementary School District	\$812,637	1.65%	\$1,744,039	1.03%	\$5,560,211	\$2,556,676
Unified School District	\$2,108,754	4.29%	\$6,484,271	3.82%	14,568,768	\$8,593,025
Academy Charter School	\$120,448	0.24%	\$952,799	0.56%	\$0	\$1,073,247
Totals:	49,195,566	100.00%	169,909,859	100.00%	313,131,373	219,105,425

LEA	Federal Revenue	Percent of Total Federal Revenue	State Revenue	Percent of Total State Revenue	Local Revenue	Total Federal and State Fundings
Unified School District	\$3,318,983	6.75%	12,051,119	7.09%	17,331,624	15,370,102
Totals:	49,195,566	100.00%	169,909,859	100.00%	313,131,373	219,105,425
Totals:	49,195,566	100.00%	169,909,859	100.00%	313,131,373	219,105,425
Totals:	49,195,566	100.00%	169,909,859	100.00%	313,131,373	219,105,425
Totals:	49,195,566	100.00%	169,909,859	100.00%	313,131,373	219,105,425
Totals:	49,195,566	100.00%	169,909,859	100.00%	313,131,373	219,105,425
Totals:	49,195,566	100.00%	169,909,859	100.00%	313,131,373	219,105,425
Totals:	49,195,566	100.00%	169,909,859	100.00%	313,131,373	219,105,425
Totals:	49,195,566	100.00%	169,909,859	100.00%	313,131,373	219,105,425
Totals:	49,195,566	100.00%	169,909,859	100.00%	313,131,373	219,105,425
Totals:	49,195,566	100.00%	169,909,859	100.00%	313,131,373	219,105,425
Totals:	49,195,566	100.00%	169,909,859	100.00%	313,131,373	219,105,425

LEA	Federal Revenue	Percent of Total Federal Revenue	State Revenue	Percent of Total State Revenue	Local Revenue	Total Federal and State Fundings
Totals:	49,195,566	100.00%	169,909,859	100.00%	313,131,373	219,105,425
Totals:	49,195,566	100.00%	169,909,859	100.00%	313,131,373	219,105,425

—Projected Expenditures by Local Educational Agency for Supplemental Aids and Services in the Regular Classroom for Students with Disabilities Identified with Low Incidence Disabilities

Revenue allocated to each LEA for supplemental aids and services (SAS) for those students with disabilities placed in the regular classroom setting and those with low incidence (LI) disabilities. Information included in this table must be consistent with revenues identified in Section D, Table 5.

LEA	Total Federal and State Revenue	Total Revenue Allocated to SAS in Regular Classroom	Percent of Total LEA Federal and State Revenue SAS	Total Revenue Allocated to Students with LI Disabilities	Percent of Total LEA Federal and State Revenue Low Incidence	Total Federal and State Revenue for SAS
School District	\$7,335,718	\$0	0%	\$47,543	1%	
Unified School District	\$3,730,668	\$0	0%	\$13,085	0%	
Unified School District	\$7,917,734	\$0	0%	\$42,745	1%	
Unified School District	\$9,710,364	\$0	0%	\$43,617	0%	
Unified School District	\$21,458	\$0	0%	\$0	0%	
Unified School District	20,223,085	\$1,831,468	9%	\$73,277	0%	
Unified Charter School	\$1,103,751	\$0	0%	\$872	0%	
Unified Charter School	\$167,298	\$0	0%	\$0	0%	
School District	17,438,613	\$13,673	0%	\$77,638	0%	
Unified School District	10,342,931	\$371,508	4%	\$55,394	1%	
Unified School District	16,123,741	\$6,954	0%	\$45,798	0%	
Totals:	219,105,425	17,049,127	<i>Not Applicable</i>	\$891,405	<i>Not Applicable</i>	<i>Not Applicable</i>

LEA	Total Federal and State Revenue	Total Revenue Allocated to SAS in Regular Classroom	Percent of Total LEA Federal and State Revenue SAS	Total Revenue Allocated to Students with LI Disabilities	Percent of Total LEA Federal and State Revenue Low Incidence	Total Federal Project Revenue for SAS
Military Academy	\$228,182	\$0	0%	\$436	0%	
Elementary School District	\$6,918,310	\$2,943,967	43%	\$26,606	0%	
Unified School District	20,031,408	\$1,323,421	7%	\$45,362	0%	
Elementary School District	\$1,024,359	\$9,807	1%	\$4,798	0%	
Unified School District	17,516,559	\$185,019	1%	\$61,936	0%	
Unified School District	\$2,834,163	\$7,619	0%	\$7,415	0%	
Elementary School District	\$308,710	\$0	0%	\$17,447	6%	
High School District	\$6,053,488	\$8,751,337	145%	\$31,841	1%	
Charter School	\$5,374,990	\$9,758	0%	\$10,904	0%	
County Office of Education	37,106,845	\$831,116	2%	\$187,861	1%	
Elementary School District	\$2,556,676	\$510,679	20%	\$8,287	0%	
Unified School District	\$8,593,025	\$1,652	0%	\$39,255	0%	
Military Academy Charter School	\$1,073,247	\$0	0%	\$1,309	0%	
Totals:	219,105,425	17,049,127	<i>Not Applicable</i>	\$891,405	<i>Not Applicable</i>	<i>Not Applicable</i>

LEA	Total Federal and State Revenue	Total Revenue Allocated to SAS in Regular Classroom	Percent of Total LEA Federal and State Revenue SAS	Total Revenue Allocated to Students with LI Disabilities	Percent of Total LEA Federal and State Revenue Low Incidence	Total Federal Project Revenue for SAS
Unified School District	15,370,102	\$251,149	2%	\$47,979	0%	Not A
Totals:	219,105,425	17,049,127	<i>Not Applicable</i>	\$891,405	<i>Not Applicable</i>	Not A
Totals:	219,105,425	17,049,127	<i>Not Applicable</i>	\$891,405	<i>Not Applicable</i>	Not A
Totals:	219,105,425	17,049,127	<i>Not Applicable</i>	\$891,405	<i>Not Applicable</i>	Not A
Totals:	219,105,425	17,049,127	<i>Not Applicable</i>	\$891,405	<i>Not Applicable</i>	Not A
Totals:	219,105,425	17,049,127	<i>Not Applicable</i>	\$891,405	<i>Not Applicable</i>	Not A
Totals:	219,105,425	17,049,127	<i>Not Applicable</i>	\$891,405	<i>Not Applicable</i>	Not A
Totals:	219,105,425	17,049,127	<i>Not Applicable</i>	\$891,405	<i>Not Applicable</i>	Not A
Totals:	219,105,425	17,049,127	<i>Not Applicable</i>	\$891,405	<i>Not Applicable</i>	Not A
Totals:	219,105,425	17,049,127	<i>Not Applicable</i>	\$891,405	<i>Not Applicable</i>	Not A
Totals:	219,105,425	17,049,127	<i>Not Applicable</i>	\$891,405	<i>Not Applicable</i>	Not A
Totals:	219,105,425	17,049,127	<i>Not Applicable</i>	\$891,405	<i>Not Applicable</i>	Not A

LEA	Total Federal and State Revenue	Total Revenue Allocated to SAS in Regular Classroom	Percent of Total LEA Federal and State Revenue SAS	Total Revenue Allocated to Students with LI Disabilities	Percent of Total LEA Federal and State Revenue Low Incidence	Total Federal and State Revenue for SAS
Totals:	219,105,425	17,049,127	Not Applicable	\$891,405	Not Applicable	Not Applicable

—Specialized Academic Instruction and Related Services by Local Educational Agency, Service Codes 210–900

<p>1. Enter the names of all LEAs, vendors or contractors of the State Departments of Health Care Services, Hospitals, and any designated local public health or mental health agency participating in the local plan. California Longitudinal Pupil Achievement Data System (CALPADs) School Owner Code from the drop-down menu.</p> <p>2. Check the box for each service provided by the corresponding LEA. If a service is not provided by a provider, check the box "blank." Service codes are defined in Section E of the local plan.</p>	<p>LEA</p>	<p>330 <input checked="" type="checkbox"/> 210 <input type="checkbox"/> 220 <input type="checkbox"/> 230 <input type="checkbox"/> 240 <input type="checkbox"/> 250 <input type="checkbox"/> 260 <input type="checkbox"/> 270 <input type="checkbox"/> 340 <input checked="" type="checkbox"/> 350 <input type="checkbox"/> 360 <input type="checkbox"/> 370</p> <p>425 <input checked="" type="checkbox"/> 435 <input checked="" type="checkbox"/> 436 <input checked="" type="checkbox"/> 445 <input checked="" type="checkbox"/> 450 <input checked="" type="checkbox"/> 460 <input checked="" type="checkbox"/> 510 <input checked="" type="checkbox"/> 515 <input checked="" type="checkbox"/> 520 <input checked="" type="checkbox"/> 530 <input checked="" type="checkbox"/> 535</p> <p>545 <input checked="" type="checkbox"/> 610 <input type="checkbox"/> 710 <input checked="" type="checkbox"/> 715 <input checked="" type="checkbox"/> 720 <input checked="" type="checkbox"/> 725 <input checked="" type="checkbox"/> 730 <input checked="" type="checkbox"/> 735 <input type="checkbox"/> 740 <input checked="" type="checkbox"/> 745 <input type="checkbox"/> 750 <input type="checkbox"/> 755</p> <p>820 <input checked="" type="checkbox"/> 830 <input checked="" type="checkbox"/> 840 <input checked="" type="checkbox"/> 850 <input checked="" type="checkbox"/> 855 <input checked="" type="checkbox"/> 860 <input checked="" type="checkbox"/> 865 <input checked="" type="checkbox"/> 870 <input type="checkbox"/> 890 <input checked="" type="checkbox"/> 900 <input type="checkbox"/> 900</p>
<p>Unaffiliated School District</p>	<p>330 <input checked="" type="checkbox"/> 210 <input type="checkbox"/> 220 <input type="checkbox"/> 230 <input type="checkbox"/> 240 <input type="checkbox"/> 250 <input type="checkbox"/> 260 <input type="checkbox"/> 270 <input type="checkbox"/> 340 <input checked="" type="checkbox"/> 350 <input type="checkbox"/> 360 <input type="checkbox"/> 370</p> <p>425 <input checked="" type="checkbox"/> 435 <input checked="" type="checkbox"/> 436 <input checked="" type="checkbox"/> 445 <input checked="" type="checkbox"/> 450 <input checked="" type="checkbox"/> 460 <input checked="" type="checkbox"/> 510 <input checked="" type="checkbox"/> 515 <input checked="" type="checkbox"/> 520 <input checked="" type="checkbox"/> 530 <input checked="" type="checkbox"/> 535</p> <p>545 <input checked="" type="checkbox"/> 610 <input type="checkbox"/> 710 <input checked="" type="checkbox"/> 715 <input checked="" type="checkbox"/> 720 <input checked="" type="checkbox"/> 725 <input checked="" type="checkbox"/> 730 <input checked="" type="checkbox"/> 735 <input type="checkbox"/> 740 <input checked="" type="checkbox"/> 745 <input type="checkbox"/> 750 <input type="checkbox"/> 755</p> <p>820 <input checked="" type="checkbox"/> 830 <input checked="" type="checkbox"/> 840 <input checked="" type="checkbox"/> 850 <input checked="" type="checkbox"/> 855 <input checked="" type="checkbox"/> 860 <input checked="" type="checkbox"/> 865 <input checked="" type="checkbox"/> 870 <input type="checkbox"/> 890 <input checked="" type="checkbox"/> 900 <input type="checkbox"/> 900</p>	<p>330 <input checked="" type="checkbox"/> 210 <input type="checkbox"/> 220 <input type="checkbox"/> 230 <input type="checkbox"/> 240 <input type="checkbox"/> 250 <input type="checkbox"/> 260 <input type="checkbox"/> 270 <input type="checkbox"/> 340 <input checked="" type="checkbox"/> 350 <input type="checkbox"/> 360 <input type="checkbox"/> 370</p> <p>425 <input checked="" type="checkbox"/> 435 <input checked="" type="checkbox"/> 436 <input checked="" type="checkbox"/> 445 <input checked="" type="checkbox"/> 450 <input checked="" type="checkbox"/> 460 <input checked="" type="checkbox"/> 510 <input checked="" type="checkbox"/> 515 <input checked="" type="checkbox"/> 520 <input checked="" type="checkbox"/> 530 <input checked="" type="checkbox"/> 535</p> <p>545 <input checked="" type="checkbox"/> 610 <input type="checkbox"/> 710 <input checked="" type="checkbox"/> 715 <input checked="" type="checkbox"/> 720 <input checked="" type="checkbox"/> 725 <input checked="" type="checkbox"/> 730 <input checked="" type="checkbox"/> 735 <input type="checkbox"/> 740 <input checked="" type="checkbox"/> 745 <input type="checkbox"/> 750 <input type="checkbox"/> 755</p> <p>820 <input checked="" type="checkbox"/> 830 <input checked="" type="checkbox"/> 840 <input checked="" type="checkbox"/> 850 <input checked="" type="checkbox"/> 855 <input checked="" type="checkbox"/> 860 <input checked="" type="checkbox"/> 865 <input checked="" type="checkbox"/> 870 <input type="checkbox"/> 890 <input checked="" type="checkbox"/> 900 <input type="checkbox"/> 900</p>
<p>Unaffiliated School District</p>	<p>330 <input checked="" type="checkbox"/> 210 <input type="checkbox"/> 220 <input type="checkbox"/> 230 <input type="checkbox"/> 240 <input type="checkbox"/> 250 <input type="checkbox"/> 260 <input type="checkbox"/> 270 <input type="checkbox"/> 340 <input checked="" type="checkbox"/> 350 <input type="checkbox"/> 360 <input type="checkbox"/> 370</p> <p>425 <input checked="" type="checkbox"/> 435 <input checked="" type="checkbox"/> 436 <input checked="" type="checkbox"/> 445 <input checked="" type="checkbox"/> 450 <input checked="" type="checkbox"/> 460 <input checked="" type="checkbox"/> 510 <input checked="" type="checkbox"/> 515 <input checked="" type="checkbox"/> 520 <input checked="" type="checkbox"/> 530 <input checked="" type="checkbox"/> 535</p> <p>545 <input type="checkbox"/> 610 <input checked="" type="checkbox"/> 710 <input checked="" type="checkbox"/> 715 <input checked="" type="checkbox"/> 720 <input checked="" type="checkbox"/> 725 <input checked="" type="checkbox"/> 730 <input checked="" type="checkbox"/> 735 <input type="checkbox"/> 740 <input checked="" type="checkbox"/> 745 <input type="checkbox"/> 750 <input type="checkbox"/> 755</p> <p>820 <input checked="" type="checkbox"/> 830 <input checked="" type="checkbox"/> 840 <input checked="" type="checkbox"/> 850 <input checked="" type="checkbox"/> 855 <input checked="" type="checkbox"/> 860 <input checked="" type="checkbox"/> 865 <input checked="" type="checkbox"/> 870 <input type="checkbox"/> 890 <input checked="" type="checkbox"/> 900 <input type="checkbox"/> 900</p>	<p>330 <input checked="" type="checkbox"/> 210 <input type="checkbox"/> 220 <input type="checkbox"/> 230 <input type="checkbox"/> 240 <input type="checkbox"/> 250 <input type="checkbox"/> 260 <input type="checkbox"/> 270 <input type="checkbox"/> 340 <input checked="" type="checkbox"/> 350 <input type="checkbox"/> 360 <input type="checkbox"/> 370</p> <p>425 <input checked="" type="checkbox"/> 435 <input checked="" type="checkbox"/> 436 <input checked="" type="checkbox"/> 445 <input checked="" type="checkbox"/> 450 <input checked="" type="checkbox"/> 460 <input checked="" type="checkbox"/> 510 <input checked="" type="checkbox"/> 515 <input checked="" type="checkbox"/> 520 <input checked="" type="checkbox"/> 530 <input checked="" type="checkbox"/> 535</p> <p>545 <input type="checkbox"/> 610 <input checked="" type="checkbox"/> 710 <input checked="" type="checkbox"/> 715 <input checked="" type="checkbox"/> 720 <input checked="" type="checkbox"/> 725 <input checked="" type="checkbox"/> 730 <input checked="" type="checkbox"/> 735 <input type="checkbox"/> 740 <input checked="" type="checkbox"/> 745 <input type="checkbox"/> 750 <input type="checkbox"/> 755</p> <p>820 <input checked="" type="checkbox"/> 830 <input checked="" type="checkbox"/> 840 <input checked="" type="checkbox"/> 850 <input checked="" type="checkbox"/> 855 <input checked="" type="checkbox"/> 860 <input checked="" type="checkbox"/> 865 <input checked="" type="checkbox"/> 870 <input type="checkbox"/> 890 <input checked="" type="checkbox"/> 900 <input type="checkbox"/> 900</p>

1. Enter the names of all LEAs, vendors or contractors of the State Departments of Health Care Services, Hospitals, and any designated local public health or mental health agency participating in the local plan. California Longitudinal Pupil Achievement Data System (CALPADs) School Owner Code from the drop-down menu.
2. Check the box for each service provided by the corresponding LEA. If a service is not provided by a provider, check the box "blank." Service codes are defined in Section E of the local plan.

LEA

Unified School District

330	<input checked="" type="checkbox"/>	210	<input type="checkbox"/>	220	<input type="checkbox"/>	230	<input type="checkbox"/>	240	<input type="checkbox"/>	250	<input type="checkbox"/>	260	<input type="checkbox"/>	270	<input type="checkbox"/>	340	<input checked="" type="checkbox"/>	350	<input type="checkbox"/>	360	<input type="checkbox"/>	370
425	<input checked="" type="checkbox"/>	435	<input checked="" type="checkbox"/>	436	<input checked="" type="checkbox"/>	445	<input checked="" type="checkbox"/>	450	<input checked="" type="checkbox"/>	460	<input checked="" type="checkbox"/>	510	<input checked="" type="checkbox"/>	515	<input checked="" type="checkbox"/>	520	<input checked="" type="checkbox"/>	525	<input checked="" type="checkbox"/>	530	<input type="checkbox"/>	535
545	<input type="checkbox"/>	610	<input checked="" type="checkbox"/>	710	<input checked="" type="checkbox"/>	715	<input type="checkbox"/>	720	<input checked="" type="checkbox"/>	725	<input checked="" type="checkbox"/>	730	<input checked="" type="checkbox"/>	735	<input type="checkbox"/>	740	<input checked="" type="checkbox"/>	745	<input type="checkbox"/>	750	<input type="checkbox"/>	755
820	<input checked="" type="checkbox"/>	830	<input checked="" type="checkbox"/>	840	<input checked="" type="checkbox"/>	850	<input checked="" type="checkbox"/>	855	<input checked="" type="checkbox"/>	860	<input checked="" type="checkbox"/>	865	<input checked="" type="checkbox"/>	870	<input checked="" type="checkbox"/>	890	<input checked="" type="checkbox"/>	900	<input checked="" type="checkbox"/>	900	<input type="checkbox"/>	900

Unified School District

330	<input checked="" type="checkbox"/>	210	<input type="checkbox"/>	220	<input type="checkbox"/>	230	<input type="checkbox"/>	240	<input type="checkbox"/>	250	<input type="checkbox"/>	260	<input type="checkbox"/>	270	<input type="checkbox"/>	340	<input type="checkbox"/>	350	<input type="checkbox"/>	360	<input type="checkbox"/>	370
425	<input type="checkbox"/>	435	<input type="checkbox"/>	436	<input type="checkbox"/>	445	<input type="checkbox"/>	450	<input type="checkbox"/>	460	<input type="checkbox"/>	510	<input type="checkbox"/>	515	<input checked="" type="checkbox"/>	520	<input type="checkbox"/>	525	<input type="checkbox"/>	530	<input type="checkbox"/>	535
545	<input type="checkbox"/>	610	<input type="checkbox"/>	710	<input type="checkbox"/>	715	<input type="checkbox"/>	720	<input type="checkbox"/>	725	<input type="checkbox"/>	730	<input type="checkbox"/>	735	<input type="checkbox"/>	740	<input type="checkbox"/>	745	<input type="checkbox"/>	750	<input type="checkbox"/>	755
820	<input type="checkbox"/>	830	<input type="checkbox"/>	840	<input type="checkbox"/>	850	<input type="checkbox"/>	855	<input type="checkbox"/>	860	<input type="checkbox"/>	865	<input type="checkbox"/>	870	<input type="checkbox"/>	890	<input type="checkbox"/>	900	<input type="checkbox"/>	900	<input type="checkbox"/>	900

Unified School District

330	<input checked="" type="checkbox"/>	210	<input type="checkbox"/>	220	<input type="checkbox"/>	230	<input type="checkbox"/>	240	<input type="checkbox"/>	250	<input type="checkbox"/>	260	<input type="checkbox"/>	270	<input type="checkbox"/>	340	<input checked="" type="checkbox"/>	350	<input checked="" type="checkbox"/>	360	<input type="checkbox"/>	370
425	<input checked="" type="checkbox"/>	435	<input checked="" type="checkbox"/>	436	<input checked="" type="checkbox"/>	445	<input checked="" type="checkbox"/>	450	<input checked="" type="checkbox"/>	460	<input checked="" type="checkbox"/>	510	<input checked="" type="checkbox"/>	515	<input checked="" type="checkbox"/>	520	<input checked="" type="checkbox"/>	525	<input checked="" type="checkbox"/>	530	<input checked="" type="checkbox"/>	535
545	<input checked="" type="checkbox"/>	610	<input checked="" type="checkbox"/>	710	<input checked="" type="checkbox"/>	715	<input type="checkbox"/>	720	<input checked="" type="checkbox"/>	725	<input checked="" type="checkbox"/>	730	<input checked="" type="checkbox"/>	735	<input checked="" type="checkbox"/>	740	<input checked="" type="checkbox"/>	745	<input type="checkbox"/>	750	<input type="checkbox"/>	755
820	<input checked="" type="checkbox"/>	830	<input checked="" type="checkbox"/>	840	<input checked="" type="checkbox"/>	850	<input checked="" type="checkbox"/>	855	<input checked="" type="checkbox"/>	860	<input checked="" type="checkbox"/>	865	<input checked="" type="checkbox"/>	870	<input checked="" type="checkbox"/>	890	<input checked="" type="checkbox"/>	900	<input checked="" type="checkbox"/>	900	<input type="checkbox"/>	900

1. Enter the names of all LEAs, vendors or contractors of the State Departments of Health Care Services, Hospitals, and any designated local public health or mental health agency participating in the local plan. California Longitudinal Pupil Achievement Data System (CALPADs) School Owner Code from the drop-down menu.
2. Check the box for each service provided by the corresponding LEA. If a service is not provided by a provider, check the box "blank." Service codes are defined in Section E of the local plan.

LEA	330	425	545	820	210	435	610	830	220	436	710	840	230	445	715	850	240	450	720	855	250	460	725	860	260	510	730	865	270	515	735	870	280	520	740	880	290	525	745	890	300	530	750	900	310	535	755	910	320	540	760	920
Charter School	<input checked="" type="checkbox"/>	<input checked="" type="checkbox"/>	<input type="checkbox"/>	<input checked="" type="checkbox"/>	<input type="checkbox"/>	<input type="checkbox"/>	<input type="checkbox"/>	<input checked="" type="checkbox"/>	<input type="checkbox"/>	<input type="checkbox"/>	<input checked="" type="checkbox"/>	<input checked="" type="checkbox"/>	<input type="checkbox"/>	<input checked="" type="checkbox"/>	<input type="checkbox"/>	<input checked="" type="checkbox"/>	<input type="checkbox"/>	<input checked="" type="checkbox"/>	<input type="checkbox"/>	<input checked="" type="checkbox"/>	<input type="checkbox"/>	<input checked="" type="checkbox"/>	<input type="checkbox"/>	<input type="checkbox"/>	<input type="checkbox"/>	<input type="checkbox"/>	<input type="checkbox"/>	<input type="checkbox"/>	<input type="checkbox"/>	<input type="checkbox"/>	<input type="checkbox"/>	<input type="checkbox"/>	<input type="checkbox"/>	<input type="checkbox"/>	<input type="checkbox"/>	<input type="checkbox"/>	<input type="checkbox"/>	<input type="checkbox"/>	<input type="checkbox"/>	<input type="checkbox"/>	<input type="checkbox"/>	<input type="checkbox"/>	<input type="checkbox"/>	<input type="checkbox"/>	<input type="checkbox"/>	<input type="checkbox"/>	<input type="checkbox"/>	<input type="checkbox"/>	<input type="checkbox"/>	<input type="checkbox"/>		
Charter School	<input checked="" type="checkbox"/>	<input checked="" type="checkbox"/>	<input type="checkbox"/>	<input checked="" type="checkbox"/>	<input type="checkbox"/>	<input type="checkbox"/>	<input type="checkbox"/>	<input checked="" type="checkbox"/>	<input type="checkbox"/>	<input type="checkbox"/>	<input type="checkbox"/>	<input checked="" type="checkbox"/>	<input type="checkbox"/>	<input checked="" type="checkbox"/>	<input type="checkbox"/>	<input checked="" type="checkbox"/>	<input type="checkbox"/>	<input checked="" type="checkbox"/>	<input type="checkbox"/>	<input checked="" type="checkbox"/>	<input type="checkbox"/>	<input checked="" type="checkbox"/>	<input type="checkbox"/>	<input type="checkbox"/>	<input type="checkbox"/>	<input type="checkbox"/>	<input type="checkbox"/>	<input type="checkbox"/>	<input type="checkbox"/>	<input type="checkbox"/>	<input type="checkbox"/>	<input type="checkbox"/>	<input type="checkbox"/>	<input type="checkbox"/>	<input type="checkbox"/>	<input type="checkbox"/>	<input type="checkbox"/>	<input type="checkbox"/>	<input type="checkbox"/>	<input type="checkbox"/>	<input type="checkbox"/>	<input type="checkbox"/>	<input type="checkbox"/>	<input type="checkbox"/>	<input type="checkbox"/>	<input type="checkbox"/>	<input type="checkbox"/>	<input type="checkbox"/>	<input type="checkbox"/>	<input type="checkbox"/>	<input type="checkbox"/>	<input type="checkbox"/>
School District	<input checked="" type="checkbox"/>	<input checked="" type="checkbox"/>	<input checked="" type="checkbox"/>	<input checked="" type="checkbox"/>	<input type="checkbox"/>	<input type="checkbox"/>	<input type="checkbox"/>	<input checked="" type="checkbox"/>	<input type="checkbox"/>	<input type="checkbox"/>	<input type="checkbox"/>	<input checked="" type="checkbox"/>	<input type="checkbox"/>	<input checked="" type="checkbox"/>	<input type="checkbox"/>	<input checked="" type="checkbox"/>	<input type="checkbox"/>	<input checked="" type="checkbox"/>	<input type="checkbox"/>	<input checked="" type="checkbox"/>	<input type="checkbox"/>	<input checked="" type="checkbox"/>	<input type="checkbox"/>	<input type="checkbox"/>	<input type="checkbox"/>	<input type="checkbox"/>	<input type="checkbox"/>	<input type="checkbox"/>	<input type="checkbox"/>	<input type="checkbox"/>	<input type="checkbox"/>	<input type="checkbox"/>	<input type="checkbox"/>	<input type="checkbox"/>	<input type="checkbox"/>	<input type="checkbox"/>	<input type="checkbox"/>	<input type="checkbox"/>	<input type="checkbox"/>	<input type="checkbox"/>	<input type="checkbox"/>	<input type="checkbox"/>	<input type="checkbox"/>	<input type="checkbox"/>	<input type="checkbox"/>	<input type="checkbox"/>	<input type="checkbox"/>	<input type="checkbox"/>	<input type="checkbox"/>	<input type="checkbox"/>	<input type="checkbox"/>	<input type="checkbox"/>

1. Enter the names of all LEAs, vendors or contractors of the State Departments of Health Care Services, Hospitals, and any designated local public health or mental health agency participating in the local plan. California Longitudinal Pupil Achievement Data System (CALPADs) School Owner Code from the drop-down menu.
2. Check the box for each service provided by the corresponding LEA. If a service is not provided by a provider, check the box "blank." Service codes are defined in Section E of the local plan.

LEA

Unified School District	330	<input checked="" type="checkbox"/>	210	<input type="checkbox"/>	220	<input type="checkbox"/>	230	<input type="checkbox"/>	240	<input type="checkbox"/>	250	<input type="checkbox"/>	260	<input type="checkbox"/>	270	<input type="checkbox"/>	340	<input checked="" type="checkbox"/>	350	<input type="checkbox"/>	360	<input type="checkbox"/>	370	<input type="checkbox"/>
	425	<input checked="" type="checkbox"/>	435	<input checked="" type="checkbox"/>	436	<input checked="" type="checkbox"/>	445	<input checked="" type="checkbox"/>	450	<input checked="" type="checkbox"/>	460	<input checked="" type="checkbox"/>	510	<input checked="" type="checkbox"/>	515	<input checked="" type="checkbox"/>	520	<input type="checkbox"/>	525	<input checked="" type="checkbox"/>	530	<input checked="" type="checkbox"/>	535	<input type="checkbox"/>
	545	<input type="checkbox"/>	610	<input checked="" type="checkbox"/>	710	<input checked="" type="checkbox"/>	715	<input type="checkbox"/>	720	<input checked="" type="checkbox"/>	725	<input checked="" type="checkbox"/>	730	<input checked="" type="checkbox"/>	735	<input checked="" type="checkbox"/>	740	<input checked="" type="checkbox"/>	745	<input type="checkbox"/>	750	<input type="checkbox"/>	755	<input type="checkbox"/>
	820	<input checked="" type="checkbox"/>	830	<input checked="" type="checkbox"/>	840	<input checked="" type="checkbox"/>	850	<input checked="" type="checkbox"/>	855	<input checked="" type="checkbox"/>	860	<input checked="" type="checkbox"/>	865	<input checked="" type="checkbox"/>	870	<input checked="" type="checkbox"/>	890	<input checked="" type="checkbox"/>	900	<input checked="" type="checkbox"/>	900	<input checked="" type="checkbox"/>	900	<input type="checkbox"/>
Unified School District	330	<input checked="" type="checkbox"/>	210	<input type="checkbox"/>	220	<input type="checkbox"/>	230	<input type="checkbox"/>	240	<input type="checkbox"/>	250	<input type="checkbox"/>	260	<input type="checkbox"/>	270	<input type="checkbox"/>	340	<input checked="" type="checkbox"/>	350	<input checked="" type="checkbox"/>	360	<input type="checkbox"/>	370	<input type="checkbox"/>
	425	<input checked="" type="checkbox"/>	435	<input checked="" type="checkbox"/>	436	<input checked="" type="checkbox"/>	445	<input checked="" type="checkbox"/>	450	<input checked="" type="checkbox"/>	460	<input checked="" type="checkbox"/>	510	<input checked="" type="checkbox"/>	515	<input checked="" type="checkbox"/>	520	<input checked="" type="checkbox"/>	525	<input checked="" type="checkbox"/>	530	<input checked="" type="checkbox"/>	535	<input type="checkbox"/>
	545	<input checked="" type="checkbox"/>	610	<input checked="" type="checkbox"/>	710	<input checked="" type="checkbox"/>	715	<input checked="" type="checkbox"/>	720	<input checked="" type="checkbox"/>	725	<input checked="" type="checkbox"/>	730	<input checked="" type="checkbox"/>	735	<input checked="" type="checkbox"/>	740	<input checked="" type="checkbox"/>	745	<input type="checkbox"/>	750	<input type="checkbox"/>	755	<input type="checkbox"/>
	820	<input checked="" type="checkbox"/>	830	<input checked="" type="checkbox"/>	840	<input checked="" type="checkbox"/>	850	<input checked="" type="checkbox"/>	855	<input checked="" type="checkbox"/>	860	<input checked="" type="checkbox"/>	865	<input checked="" type="checkbox"/>	870	<input checked="" type="checkbox"/>	890	<input checked="" type="checkbox"/>	900	<input checked="" type="checkbox"/>	900	<input checked="" type="checkbox"/>	900	<input type="checkbox"/>
Military Academy	330	<input checked="" type="checkbox"/>	210	<input type="checkbox"/>	220	<input type="checkbox"/>	230	<input type="checkbox"/>	240	<input type="checkbox"/>	250	<input type="checkbox"/>	260	<input type="checkbox"/>	270	<input type="checkbox"/>	340	<input type="checkbox"/>	350	<input type="checkbox"/>	360	<input type="checkbox"/>	370	<input type="checkbox"/>
	425	<input type="checkbox"/>	435	<input type="checkbox"/>	436	<input type="checkbox"/>	445	<input type="checkbox"/>	450	<input type="checkbox"/>	460	<input type="checkbox"/>	510	<input type="checkbox"/>	515	<input checked="" type="checkbox"/>	520	<input type="checkbox"/>	525	<input type="checkbox"/>	530	<input type="checkbox"/>	535	<input type="checkbox"/>
	545	<input type="checkbox"/>	610	<input type="checkbox"/>	710	<input type="checkbox"/>	715	<input type="checkbox"/>	720	<input type="checkbox"/>	725	<input type="checkbox"/>	730	<input type="checkbox"/>	735	<input type="checkbox"/>	740	<input type="checkbox"/>	745	<input type="checkbox"/>	750	<input type="checkbox"/>	755	<input type="checkbox"/>
	820	<input checked="" type="checkbox"/>	830	<input checked="" type="checkbox"/>	840	<input checked="" type="checkbox"/>	850	<input type="checkbox"/>	855	<input type="checkbox"/>	860	<input type="checkbox"/>	865	<input checked="" type="checkbox"/>	870	<input checked="" type="checkbox"/>	890	<input checked="" type="checkbox"/>	900	<input type="checkbox"/>	900	<input type="checkbox"/>	900	<input type="checkbox"/>

1. Enter the names of all LEAs, vendors or contractors of the State Departments of Health Care Services, Hospitals, and any designated local public health or mental health agency participating in the local plan. California Longitudinal Pupil Achievement Data System (CALPADs) School Owner Code from the drop-down menu.
2. Check the box for each service provided by the corresponding LEA. If a service is not provided by a provider, check the box "blank." Service codes are defined in Section E of the local plan.

LEA

330	<input checked="" type="checkbox"/>	210	<input type="checkbox"/>	220	<input type="checkbox"/>	230	<input type="checkbox"/>	240	<input type="checkbox"/>	250	<input type="checkbox"/>	260	<input type="checkbox"/>	270	<input type="checkbox"/>	340	<input checked="" type="checkbox"/>	350	<input type="checkbox"/>	360	<input type="checkbox"/>	370
425	<input checked="" type="checkbox"/>	435	<input checked="" type="checkbox"/>	436	<input checked="" type="checkbox"/>	445	<input checked="" type="checkbox"/>	450	<input checked="" type="checkbox"/>	460	<input checked="" type="checkbox"/>	510	<input checked="" type="checkbox"/>	515	<input checked="" type="checkbox"/>	520	<input checked="" type="checkbox"/>	525	<input checked="" type="checkbox"/>	530	<input checked="" type="checkbox"/>	535
545	<input type="checkbox"/>	610	<input type="checkbox"/>	710	<input checked="" type="checkbox"/>	715	<input type="checkbox"/>	720	<input checked="" type="checkbox"/>	725	<input checked="" type="checkbox"/>	730	<input checked="" type="checkbox"/>	735	<input type="checkbox"/>	740	<input checked="" type="checkbox"/>	745	<input type="checkbox"/>	750	<input type="checkbox"/>	755
820	<input type="checkbox"/>	830	<input type="checkbox"/>	840	<input type="checkbox"/>	850	<input type="checkbox"/>	855	<input type="checkbox"/>	860	<input type="checkbox"/>	865	<input type="checkbox"/>	870	<input type="checkbox"/>	890	<input type="checkbox"/>	900	<input type="checkbox"/>	900	<input checked="" type="checkbox"/>	900

Elementary School District

330	<input checked="" type="checkbox"/>	210	<input type="checkbox"/>	220	<input type="checkbox"/>	230	<input type="checkbox"/>	240	<input type="checkbox"/>	250	<input type="checkbox"/>	260	<input type="checkbox"/>	270	<input type="checkbox"/>	340	<input checked="" type="checkbox"/>	350	<input type="checkbox"/>	360	<input type="checkbox"/>	370
425	<input checked="" type="checkbox"/>	435	<input checked="" type="checkbox"/>	436	<input checked="" type="checkbox"/>	445	<input checked="" type="checkbox"/>	450	<input checked="" type="checkbox"/>	460	<input checked="" type="checkbox"/>	510	<input checked="" type="checkbox"/>	515	<input checked="" type="checkbox"/>	520	<input checked="" type="checkbox"/>	525	<input checked="" type="checkbox"/>	530	<input checked="" type="checkbox"/>	535
545	<input checked="" type="checkbox"/>	610	<input type="checkbox"/>	710	<input checked="" type="checkbox"/>	715	<input checked="" type="checkbox"/>	720	<input checked="" type="checkbox"/>	725	<input checked="" type="checkbox"/>	730	<input checked="" type="checkbox"/>	735	<input type="checkbox"/>	740	<input checked="" type="checkbox"/>	745	<input type="checkbox"/>	750	<input type="checkbox"/>	755
820	<input checked="" type="checkbox"/>	830	<input checked="" type="checkbox"/>	840	<input checked="" type="checkbox"/>	850	<input checked="" type="checkbox"/>	855	<input checked="" type="checkbox"/>	860	<input checked="" type="checkbox"/>	865	<input type="checkbox"/>	870	<input checked="" type="checkbox"/>	890	<input checked="" type="checkbox"/>	900	<input checked="" type="checkbox"/>	900	<input type="checkbox"/>	900

Unified School District

330	<input checked="" type="checkbox"/>	210	<input type="checkbox"/>	220	<input type="checkbox"/>	230	<input type="checkbox"/>	240	<input type="checkbox"/>	250	<input type="checkbox"/>	260	<input type="checkbox"/>	270	<input type="checkbox"/>	340	<input checked="" type="checkbox"/>	350	<input type="checkbox"/>	360	<input type="checkbox"/>	370
425	<input checked="" type="checkbox"/>	435	<input checked="" type="checkbox"/>	436	<input type="checkbox"/>	445	<input type="checkbox"/>	450	<input checked="" type="checkbox"/>	460	<input type="checkbox"/>	510	<input checked="" type="checkbox"/>	515	<input checked="" type="checkbox"/>	520	<input type="checkbox"/>	525	<input checked="" type="checkbox"/>	530	<input checked="" type="checkbox"/>	535
545	<input type="checkbox"/>	610	<input type="checkbox"/>	710	<input checked="" type="checkbox"/>	715	<input checked="" type="checkbox"/>	720	<input checked="" type="checkbox"/>	725	<input checked="" type="checkbox"/>	730	<input type="checkbox"/>	735	<input type="checkbox"/>	740	<input type="checkbox"/>	745	<input type="checkbox"/>	750	<input type="checkbox"/>	755
820	<input checked="" type="checkbox"/>	830	<input type="checkbox"/>	840	<input checked="" type="checkbox"/>	850	<input type="checkbox"/>	855	<input type="checkbox"/>	860	<input type="checkbox"/>	865	<input type="checkbox"/>	870	<input checked="" type="checkbox"/>	890	<input checked="" type="checkbox"/>	900	<input type="checkbox"/>	900	<input type="checkbox"/>	900

Elementary School District

1. Enter the names of all LEAs, vendors or contractors of the State Departments of Health Care Services, Hospitals, and any designated local public health or mental health agency participating in the local plan. California Longitudinal Pupil Achievement Data System (CALPADs) School Owner Code from the drop-down menu.
2. Check the box for each service provided by the corresponding LEA. If a service is not provided by a provider, check the box "blank." Service codes are defined in Section E of the local plan.

LEA

330	<input checked="" type="checkbox"/>	210	<input type="checkbox"/>	220	<input type="checkbox"/>	230	<input type="checkbox"/>	240	<input type="checkbox"/>	250	<input type="checkbox"/>	260	<input type="checkbox"/>	270	<input type="checkbox"/>	340	<input checked="" type="checkbox"/>	350	<input checked="" type="checkbox"/>	360	<input type="checkbox"/>	370
425	<input checked="" type="checkbox"/>	435	<input checked="" type="checkbox"/>	436	<input type="checkbox"/>	445	<input checked="" type="checkbox"/>	450	<input checked="" type="checkbox"/>	460	<input checked="" type="checkbox"/>	510	<input checked="" type="checkbox"/>	515	<input checked="" type="checkbox"/>	520	<input checked="" type="checkbox"/>	525	<input checked="" type="checkbox"/>	530	<input checked="" type="checkbox"/>	535
545	<input checked="" type="checkbox"/>	610	<input type="checkbox"/>	710	<input checked="" type="checkbox"/>	715	<input type="checkbox"/>	720	<input checked="" type="checkbox"/>	725	<input checked="" type="checkbox"/>	730	<input checked="" type="checkbox"/>	735	<input checked="" type="checkbox"/>	740	<input checked="" type="checkbox"/>	745	<input type="checkbox"/>	750	<input type="checkbox"/>	755
820	<input checked="" type="checkbox"/>	830	<input checked="" type="checkbox"/>	840	<input checked="" type="checkbox"/>	850	<input checked="" type="checkbox"/>	855	<input checked="" type="checkbox"/>	860	<input checked="" type="checkbox"/>	865	<input checked="" type="checkbox"/>	870	<input checked="" type="checkbox"/>	890	<input checked="" type="checkbox"/>	900	<input checked="" type="checkbox"/>	900	<input type="checkbox"/>	900

Unified School District

330	<input checked="" type="checkbox"/>	210	<input type="checkbox"/>	220	<input type="checkbox"/>	230	<input type="checkbox"/>	240	<input type="checkbox"/>	250	<input type="checkbox"/>	260	<input type="checkbox"/>	270	<input type="checkbox"/>	340	<input checked="" type="checkbox"/>	350	<input checked="" type="checkbox"/>	360	<input type="checkbox"/>	370
425	<input checked="" type="checkbox"/>	435	<input checked="" type="checkbox"/>	436	<input checked="" type="checkbox"/>	445	<input type="checkbox"/>	450	<input type="checkbox"/>	460	<input checked="" type="checkbox"/>	510	<input checked="" type="checkbox"/>	515	<input checked="" type="checkbox"/>	520	<input checked="" type="checkbox"/>	525	<input checked="" type="checkbox"/>	530	<input checked="" type="checkbox"/>	535
545	<input type="checkbox"/>	610	<input type="checkbox"/>	710	<input checked="" type="checkbox"/>	715	<input type="checkbox"/>	720	<input checked="" type="checkbox"/>	725	<input checked="" type="checkbox"/>	730	<input checked="" type="checkbox"/>	735	<input type="checkbox"/>	740	<input checked="" type="checkbox"/>	745	<input type="checkbox"/>	750	<input type="checkbox"/>	755
820	<input checked="" type="checkbox"/>	830	<input checked="" type="checkbox"/>	840	<input checked="" type="checkbox"/>	850	<input checked="" type="checkbox"/>	855	<input type="checkbox"/>	860	<input checked="" type="checkbox"/>	865	<input type="checkbox"/>	870	<input checked="" type="checkbox"/>	890	<input checked="" type="checkbox"/>	900	<input checked="" type="checkbox"/>	900	<input type="checkbox"/>	900

Unified School District

330	<input checked="" type="checkbox"/>	210	<input type="checkbox"/>	220	<input type="checkbox"/>	230	<input type="checkbox"/>	240	<input type="checkbox"/>	250	<input type="checkbox"/>	260	<input type="checkbox"/>	270	<input type="checkbox"/>	340	<input checked="" type="checkbox"/>	350	<input checked="" type="checkbox"/>	360	<input type="checkbox"/>	370
425	<input checked="" type="checkbox"/>	435	<input checked="" type="checkbox"/>	436	<input checked="" type="checkbox"/>	445	<input type="checkbox"/>	450	<input type="checkbox"/>	460	<input checked="" type="checkbox"/>	510	<input checked="" type="checkbox"/>	515	<input checked="" type="checkbox"/>	520	<input type="checkbox"/>	525	<input checked="" type="checkbox"/>	530	<input checked="" type="checkbox"/>	535
545	<input type="checkbox"/>	610	<input type="checkbox"/>	710	<input checked="" type="checkbox"/>	715	<input type="checkbox"/>	720	<input checked="" type="checkbox"/>	725	<input checked="" type="checkbox"/>	730	<input type="checkbox"/>	735	<input type="checkbox"/>	740	<input checked="" type="checkbox"/>	745	<input type="checkbox"/>	750	<input type="checkbox"/>	755
820	<input type="checkbox"/>	830	<input type="checkbox"/>	840	<input type="checkbox"/>	850	<input type="checkbox"/>	855	<input type="checkbox"/>	860	<input type="checkbox"/>	865	<input type="checkbox"/>	870	<input type="checkbox"/>	890	<input type="checkbox"/>	900	<input checked="" type="checkbox"/>	900	<input type="checkbox"/>	900

Elementary School District

1. Enter the names of all LEAs, vendors or contractors of the State Departments of Health Care Services, Hospitals, and any designated local public health or mental health agency participating in the local plan. California Longitudinal Pupil Achievement Data System (CALPADs) School Owner Code from the drop-down menu.
2. Check the box for each service provided by the corresponding LEA. If a service is not provided by a provider, check the box "blank." Service codes are defined in Section E of the local plan.

LEA

High School District	330	<input checked="" type="checkbox"/>	210	<input type="checkbox"/>	220	<input type="checkbox"/>	230	<input type="checkbox"/>	240	<input type="checkbox"/>	250	<input type="checkbox"/>	260	<input type="checkbox"/>	270	<input type="checkbox"/>	340	<input checked="" type="checkbox"/>	350	<input type="checkbox"/>	360	<input type="checkbox"/>	370
	425	<input checked="" type="checkbox"/>	435	<input checked="" type="checkbox"/>	436	<input type="checkbox"/>	445	<input checked="" type="checkbox"/>	450	<input checked="" type="checkbox"/>	460	<input checked="" type="checkbox"/>	510	<input checked="" type="checkbox"/>	515	<input type="checkbox"/>	520	<input checked="" type="checkbox"/>	525	<input checked="" type="checkbox"/>	530	<input checked="" type="checkbox"/>	535
	545	<input checked="" type="checkbox"/>	610	<input type="checkbox"/>	710	<input checked="" type="checkbox"/>	715	<input type="checkbox"/>	720	<input checked="" type="checkbox"/>	725	<input checked="" type="checkbox"/>	730	<input checked="" type="checkbox"/>	735	<input type="checkbox"/>	740	<input checked="" type="checkbox"/>	745	<input type="checkbox"/>	750	<input type="checkbox"/>	755
	820	<input checked="" type="checkbox"/>	830	<input checked="" type="checkbox"/>	840	<input checked="" type="checkbox"/>	850	<input checked="" type="checkbox"/>	855	<input checked="" type="checkbox"/>	860	<input checked="" type="checkbox"/>	865	<input checked="" type="checkbox"/>	870	<input checked="" type="checkbox"/>	890	<input checked="" type="checkbox"/>	900	<input checked="" type="checkbox"/>	900	<input type="checkbox"/>	900
Charter School	330	<input checked="" type="checkbox"/>	210	<input type="checkbox"/>	220	<input type="checkbox"/>	230	<input type="checkbox"/>	240	<input type="checkbox"/>	250	<input type="checkbox"/>	260	<input type="checkbox"/>	270	<input type="checkbox"/>	340	<input checked="" type="checkbox"/>	350	<input type="checkbox"/>	360	<input type="checkbox"/>	370
	425	<input checked="" type="checkbox"/>	435	<input checked="" type="checkbox"/>	436	<input checked="" type="checkbox"/>	445	<input checked="" type="checkbox"/>	450	<input checked="" type="checkbox"/>	460	<input checked="" type="checkbox"/>	510	<input checked="" type="checkbox"/>	515	<input checked="" type="checkbox"/>	520	<input type="checkbox"/>	525	<input checked="" type="checkbox"/>	530	<input checked="" type="checkbox"/>	535
	545	<input type="checkbox"/>	610	<input type="checkbox"/>	710	<input checked="" type="checkbox"/>	715	<input type="checkbox"/>	720	<input checked="" type="checkbox"/>	725	<input checked="" type="checkbox"/>	730	<input checked="" type="checkbox"/>	735	<input checked="" type="checkbox"/>	740	<input checked="" type="checkbox"/>	745	<input type="checkbox"/>	750	<input type="checkbox"/>	755
	820	<input checked="" type="checkbox"/>	830	<input checked="" type="checkbox"/>	840	<input checked="" type="checkbox"/>	850	<input checked="" type="checkbox"/>	855	<input checked="" type="checkbox"/>	860	<input checked="" type="checkbox"/>	865	<input type="checkbox"/>	870	<input checked="" type="checkbox"/>	890	<input checked="" type="checkbox"/>	900	<input checked="" type="checkbox"/>	900	<input type="checkbox"/>	900
County Office of Education	330	<input checked="" type="checkbox"/>	210	<input checked="" type="checkbox"/>	220	<input type="checkbox"/>	230	<input type="checkbox"/>	240	<input checked="" type="checkbox"/>	250	<input checked="" type="checkbox"/>	260	<input type="checkbox"/>	270	<input type="checkbox"/>	340	<input checked="" type="checkbox"/>	350	<input checked="" type="checkbox"/>	360	<input type="checkbox"/>	370
	425	<input checked="" type="checkbox"/>	435	<input checked="" type="checkbox"/>	436	<input checked="" type="checkbox"/>	445	<input checked="" type="checkbox"/>	450	<input checked="" type="checkbox"/>	460	<input checked="" type="checkbox"/>	510	<input checked="" type="checkbox"/>	515	<input checked="" type="checkbox"/>	520	<input checked="" type="checkbox"/>	525	<input checked="" type="checkbox"/>	530	<input checked="" type="checkbox"/>	535
	545	<input type="checkbox"/>	610	<input checked="" type="checkbox"/>	710	<input checked="" type="checkbox"/>	715	<input checked="" type="checkbox"/>	720	<input checked="" type="checkbox"/>	725	<input checked="" type="checkbox"/>	730	<input checked="" type="checkbox"/>	735	<input type="checkbox"/>	740	<input checked="" type="checkbox"/>	745	<input type="checkbox"/>	750	<input type="checkbox"/>	755
	820	<input checked="" type="checkbox"/>	830	<input checked="" type="checkbox"/>	840	<input checked="" type="checkbox"/>	850	<input checked="" type="checkbox"/>	855	<input checked="" type="checkbox"/>	860	<input checked="" type="checkbox"/>	865	<input type="checkbox"/>	870	<input checked="" type="checkbox"/>	890	<input checked="" type="checkbox"/>	900	<input checked="" type="checkbox"/>	900	<input type="checkbox"/>	900

1. Enter the names of all LEAs, vendors or contractors of the State Departments of Health Care Services, Hospitals, and any designated local public health or mental health agency participating in the local plan. California Longitudinal Pupil Achievement Data System (CALPADs) School Owner Code from the drop-down menu.
2. Check the box for each service provided by the corresponding LEA. If a service is not provided by a provider, check the box "blank." Service codes are defined in Section E of the local plan.

LEA

Elementary School District

330	<input checked="" type="checkbox"/>	210	<input type="checkbox"/>	220	<input type="checkbox"/>	230	<input type="checkbox"/>	240	<input type="checkbox"/>	250	<input type="checkbox"/>	260	<input type="checkbox"/>	270	<input type="checkbox"/>	340	<input checked="" type="checkbox"/>	350	<input type="checkbox"/>	360	<input type="checkbox"/>	370
425	<input checked="" type="checkbox"/>	435	<input checked="" type="checkbox"/>	436	<input type="checkbox"/>	445	<input checked="" type="checkbox"/>	450	<input checked="" type="checkbox"/>	460	<input checked="" type="checkbox"/>	510	<input checked="" type="checkbox"/>	515	<input checked="" type="checkbox"/>	520	<input checked="" type="checkbox"/>	525	<input checked="" type="checkbox"/>	530	<input checked="" type="checkbox"/>	535
545	<input checked="" type="checkbox"/>	610	<input type="checkbox"/>	710	<input checked="" type="checkbox"/>	715	<input type="checkbox"/>	720	<input checked="" type="checkbox"/>	725	<input checked="" type="checkbox"/>	730	<input checked="" type="checkbox"/>	735	<input type="checkbox"/>	740	<input checked="" type="checkbox"/>	745	<input type="checkbox"/>	750	<input type="checkbox"/>	755
820	<input checked="" type="checkbox"/>	830	<input checked="" type="checkbox"/>	840	<input type="checkbox"/>	850	<input type="checkbox"/>	855	<input type="checkbox"/>	860	<input type="checkbox"/>	865	<input type="checkbox"/>	870	<input type="checkbox"/>	890	<input type="checkbox"/>	900	<input checked="" type="checkbox"/>	900	<input type="checkbox"/>	900

Unified School District

330	<input checked="" type="checkbox"/>	210	<input type="checkbox"/>	220	<input type="checkbox"/>	230	<input type="checkbox"/>	240	<input type="checkbox"/>	250	<input type="checkbox"/>	260	<input type="checkbox"/>	270	<input type="checkbox"/>	340	<input checked="" type="checkbox"/>	350	<input type="checkbox"/>	360	<input type="checkbox"/>	370
425	<input checked="" type="checkbox"/>	435	<input checked="" type="checkbox"/>	436	<input checked="" type="checkbox"/>	445	<input type="checkbox"/>	450	<input type="checkbox"/>	460	<input checked="" type="checkbox"/>	510	<input checked="" type="checkbox"/>	515	<input checked="" type="checkbox"/>	520	<input type="checkbox"/>	525	<input checked="" type="checkbox"/>	530	<input checked="" type="checkbox"/>	535
545	<input checked="" type="checkbox"/>	610	<input type="checkbox"/>	710	<input checked="" type="checkbox"/>	715	<input type="checkbox"/>	720	<input checked="" type="checkbox"/>	725	<input checked="" type="checkbox"/>	730	<input checked="" type="checkbox"/>	735	<input type="checkbox"/>	740	<input checked="" type="checkbox"/>	745	<input type="checkbox"/>	750	<input type="checkbox"/>	755
820	<input checked="" type="checkbox"/>	830	<input checked="" type="checkbox"/>	840	<input checked="" type="checkbox"/>	850	<input checked="" type="checkbox"/>	855	<input checked="" type="checkbox"/>	860	<input checked="" type="checkbox"/>	865	<input checked="" type="checkbox"/>	870	<input checked="" type="checkbox"/>	890	<input checked="" type="checkbox"/>	900	<input checked="" type="checkbox"/>	900	<input type="checkbox"/>	900

Academy Charter School

330	<input checked="" type="checkbox"/>	210	<input type="checkbox"/>	220	<input type="checkbox"/>	230	<input type="checkbox"/>	240	<input type="checkbox"/>	250	<input type="checkbox"/>	260	<input type="checkbox"/>	270	<input type="checkbox"/>	340	<input type="checkbox"/>	350	<input type="checkbox"/>	360	<input type="checkbox"/>	370
425	<input type="checkbox"/>	435	<input type="checkbox"/>	436	<input type="checkbox"/>	445	<input type="checkbox"/>	450	<input checked="" type="checkbox"/>	460	<input checked="" type="checkbox"/>	510	<input checked="" type="checkbox"/>	515	<input checked="" type="checkbox"/>	520	<input checked="" type="checkbox"/>	525	<input checked="" type="checkbox"/>	530	<input checked="" type="checkbox"/>	535
545	<input type="checkbox"/>	610	<input type="checkbox"/>	710	<input checked="" type="checkbox"/>	715	<input type="checkbox"/>	720	<input checked="" type="checkbox"/>	725	<input type="checkbox"/>	730	<input type="checkbox"/>	735	<input type="checkbox"/>	740	<input type="checkbox"/>	745	<input type="checkbox"/>	750	<input type="checkbox"/>	755
820	<input checked="" type="checkbox"/>	830	<input checked="" type="checkbox"/>	840	<input checked="" type="checkbox"/>	850	<input type="checkbox"/>	855	<input type="checkbox"/>	860	<input type="checkbox"/>	865	<input type="checkbox"/>	870	<input type="checkbox"/>	890	<input checked="" type="checkbox"/>	900	<input type="checkbox"/>	900	<input type="checkbox"/>	900

1. Enter the names of all LEAs, vendors or contractors of the State Departments of Health Care Services, Hospitals, and any designated local public health or mental health agency participating in the local plan. California Longitudinal Pupil Achievement Data System (CALPADs) School Owner Code from the drop-

2. Check the box for each service provided by the corresponding LEA. If a service is not provided by a provider, check the box "blank." Service codes are defined in Section E of the local plan.

LEA

330	<input checked="" type="checkbox"/>	210	<input type="checkbox"/>	220	<input type="checkbox"/>	230	<input type="checkbox"/>	240	<input type="checkbox"/>	250	<input type="checkbox"/>	260	<input type="checkbox"/>	270	<input type="checkbox"/>	340	<input checked="" type="checkbox"/>	350	<input type="checkbox"/>	360	<input type="checkbox"/>	370
425	<input checked="" type="checkbox"/>	435	<input checked="" type="checkbox"/>	436	<input checked="" type="checkbox"/>	445	<input checked="" type="checkbox"/>	450	<input checked="" type="checkbox"/>	460	<input type="checkbox"/>	510	<input checked="" type="checkbox"/>	515	<input checked="" type="checkbox"/>	520	<input checked="" type="checkbox"/>	525	<input checked="" type="checkbox"/>	530	<input checked="" type="checkbox"/>	535
545	<input checked="" type="checkbox"/>	610	<input type="checkbox"/>	710	<input checked="" type="checkbox"/>	715	<input type="checkbox"/>	720	<input checked="" type="checkbox"/>	725	<input checked="" type="checkbox"/>	730	<input checked="" type="checkbox"/>	735	<input type="checkbox"/>	740	<input checked="" type="checkbox"/>	745	<input type="checkbox"/>	750	<input type="checkbox"/>	755
820	<input checked="" type="checkbox"/>	830	<input checked="" type="checkbox"/>	840	<input checked="" type="checkbox"/>	850	<input checked="" type="checkbox"/>	855	<input checked="" type="checkbox"/>	860	<input checked="" type="checkbox"/>	865	<input checked="" type="checkbox"/>	870	<input checked="" type="checkbox"/>	890	<input checked="" type="checkbox"/>	900	<input checked="" type="checkbox"/>	900	<input type="checkbox"/>	900

ified School District

Attachment VII

SELPA:

Fiscal Year:

Attachment VII—Specialized Academic Instruction and Related Services by School Site

Participating Local Educational Agency and School Site Information

LEA:	<input type="text"/>	
Superintendent:	<input type="text"/>	Phone: <input type="text"/>
Email:	<input type="text"/>	
Special Education Director:	<input type="text"/>	Phone: <input type="text"/>
Email:	<input type="text"/>	

School Site:	<input type="text"/>	CDS Code:	<input type="text"/>
School Ownership Code:	<input type="text"/>		

Specialized Academic Instruction—Code 330 is provided: Yes No

Related Services Currently Provided by the School Site:

If code 900 is used, the specific service must be identified, and as will all services provided, must meet requirements for licensing, certification, and provider qualifications in accordance with law.

210	<input type="checkbox"/>	220	<input type="checkbox"/>	230	<input type="checkbox"/>	240	<input type="checkbox"/>	250	<input type="checkbox"/>	260	<input type="checkbox"/>	270	<input type="checkbox"/>	340	<input type="checkbox"/>	350	<input type="checkbox"/>
360	<input type="checkbox"/>	370	<input type="checkbox"/>	415	<input type="checkbox"/>	425	<input type="checkbox"/>	435	<input type="checkbox"/>	436	<input type="checkbox"/>	445	<input type="checkbox"/>	450	<input type="checkbox"/>	460	<input type="checkbox"/>
510	<input type="checkbox"/>	515	<input type="checkbox"/>	520	<input type="checkbox"/>	525	<input type="checkbox"/>	530	<input type="checkbox"/>	535	<input type="checkbox"/>	540	<input type="checkbox"/>	545	<input type="checkbox"/>	610	<input type="checkbox"/>
710	<input type="checkbox"/>	715	<input type="checkbox"/>	720	<input type="checkbox"/>	725	<input type="checkbox"/>	730	<input type="checkbox"/>	735	<input type="checkbox"/>	740	<input type="checkbox"/>	745	<input type="checkbox"/>	750	<input type="checkbox"/>
755	<input type="checkbox"/>	760	<input type="checkbox"/>	820	<input type="checkbox"/>	830	<input type="checkbox"/>	840	<input type="checkbox"/>	850	<input type="checkbox"/>	855	<input type="checkbox"/>	860	<input type="checkbox"/>	865	<input type="checkbox"/>
870	<input type="checkbox"/>	890	<input type="checkbox"/>														
900	<input type="checkbox"/>	<input type="text"/>	900	<input type="checkbox"/>	<input type="text"/>												
900	<input type="checkbox"/>	<input type="text"/>	900	<input type="checkbox"/>	<input type="text"/>												